




# INDUSTRIAL CHOICE



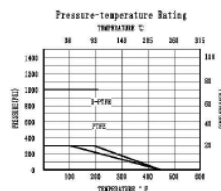
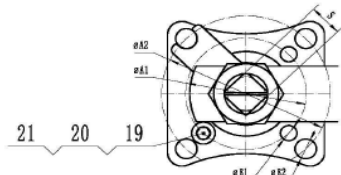
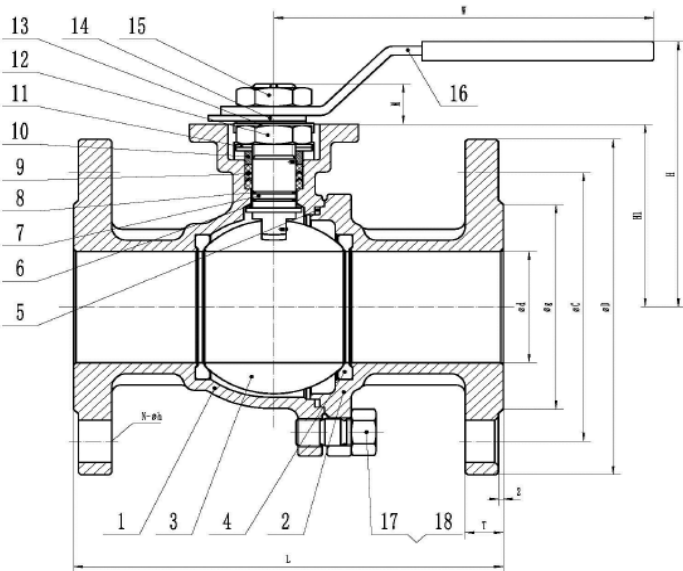
## INDUSTRIAL CHOICE K201-FLANGED SS316 BALL VALVE

Full Port - Two Piece - 150LB RF Flanged - 150WSP - W.T. -4F to 392F

Locking Handle - Investment Casting - Blowout Proof Steam



F2F15H



Item	Parts	Material
1	Body	ASTM A351 CF8M
2	Cap	ASTM A182 F316
3	Ball	ASTM A182 F316
4	Seat	PTFE
5	Body Gasket	PTFE
6	Thrust Washer	PTFE
7	Stem	ASTM A182 F316
8	O Ring	YITON
9	Packing	PTFE
10	Gland	SS304
11	Belleville Washer	ANSI 301
12	Nut	SS304
13	Stop-Pin	SS304
14	Locking	SS304
15	Nut	SS304
16	Handle	SS430
17	Cap Screws	ASTM A193 B8
18	Nut	ASTM A194 Cr8
19	Stopper	SS304
20	Stop lot	SS304
21	Nut	SS304
22	Anti-Static	SS304
23	Handle Sleeve	Plastic

**FEATURES**

- \*Full port
- \*ANSI 150
- \*End Flange ASME B16.5
- \*Face to Face ANSI B16.10
- \*Fully compliant to ASME B16.34 and API608
- \*Anti-static devices for ball-stem-body (OPTION)
- \*ISO5211 Mounting Pads
- \*Standard locking handles
- \*Blot-out proof stem
- \*Testing according to API-598
- \*Investment casting
- \*Fire safe to API 607 4th Edition(OPTION)

Size	d	g	C	D	L	N-øh	H	W	T	H1	M	S	A1	A2	B1	B2
4"	100	157	190.5	229	229	8-ø19	175	320	23.9	142	22	17	70	102	9	11
3"	75	127	162.4	190	203	4-ø19	155	320	19.1	119	22	17	70	102	9	11
2-1/2"	65	105	139.7	178	190	4-ø19	139	280	17.5	104	22	17	70	102	9	11
2"	50	92	120.6	152	178	4-ø19	109	260	15.9	84	17	14	50	70	7	9
1-1/2"	40	73	98.6	127	165	4-ø16	102	220	14.2	76	17	14	50	70	7	9
1-1/4"	32	64	89	117	140	4-ø16	93	150	12.7	65	14	11	42	50	6	7
1"	25	51	79.2	108	127	4-ø16	87	150	11.5	59	14	11	42	50	6	7
3/4"	20	43	69.8	99	117	4-ø16	76	125	11.5	52	11	9	36	50	6	7
1/2"	15	35	60.5	89	108	4-ø16	70	125	11.5	46	11	9	36	50	6	7



# INDUSTRIAL CHOICE

**IC-K201-Flanged**  
Flanged Ball Valve  
ANSI 150 With ISO5211  
F2F15H